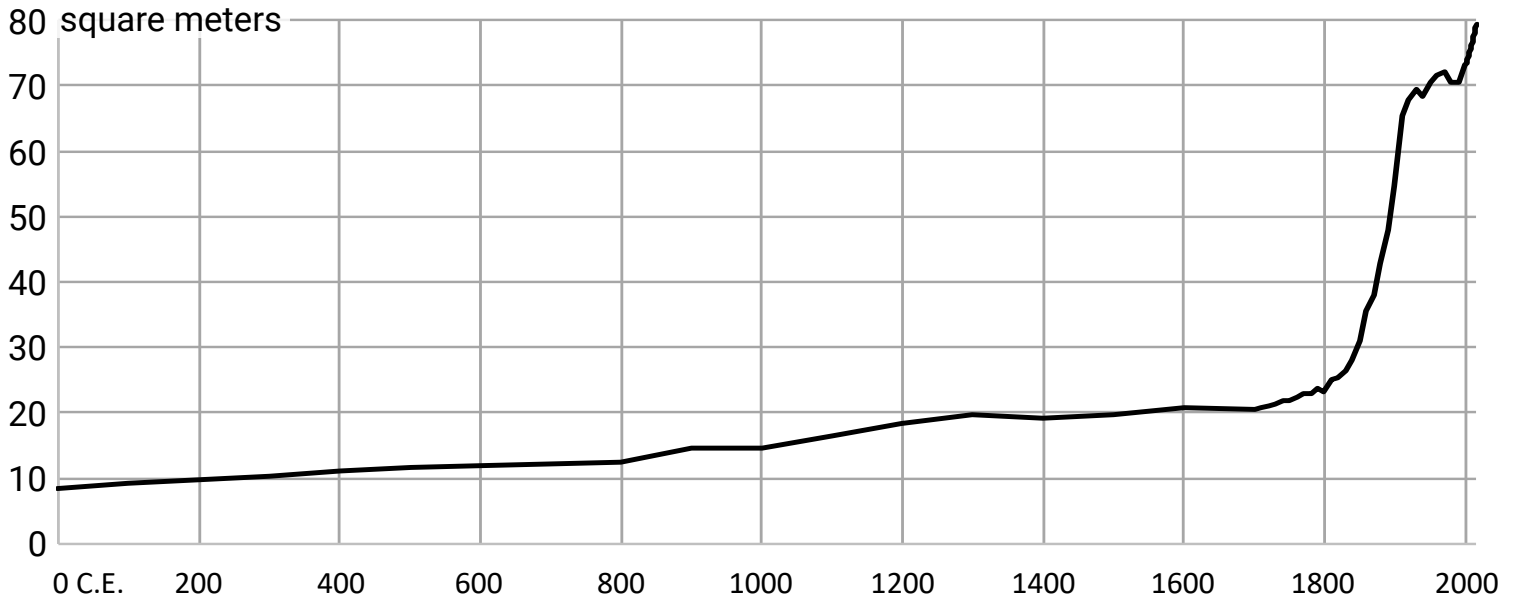


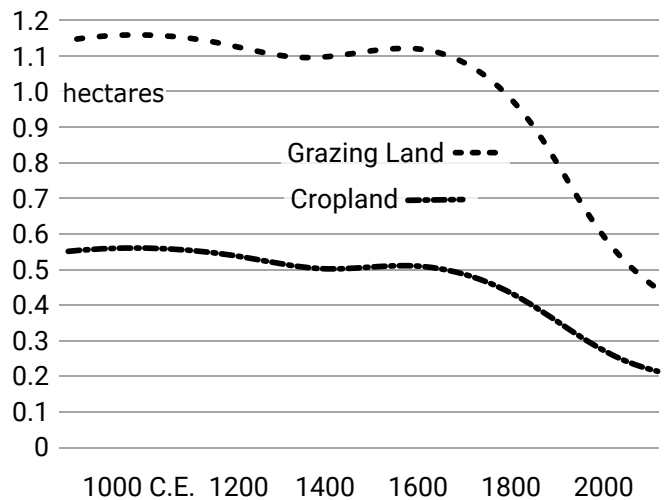
Built-up Area* per Capita - World



*Built-up Area includes: villages, cities, towns, and human infrastructure.

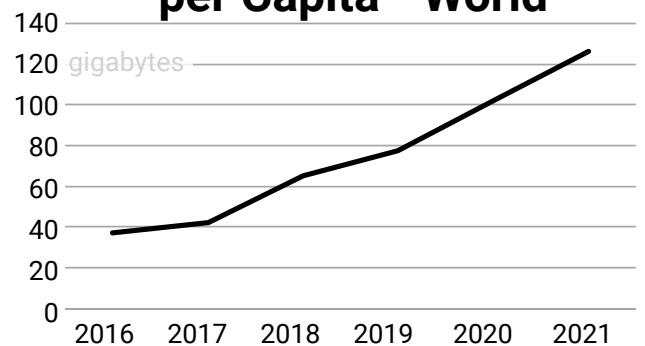
- 1) Our World in Data "Land Use" <https://ourworldindata.org/land-use> Accessed 4/14/2023
- 2) Our World in Data "Population" <https://ourworldindata.org/grapher/population> Accessed 4/14/2023

Land Use per Capita - World



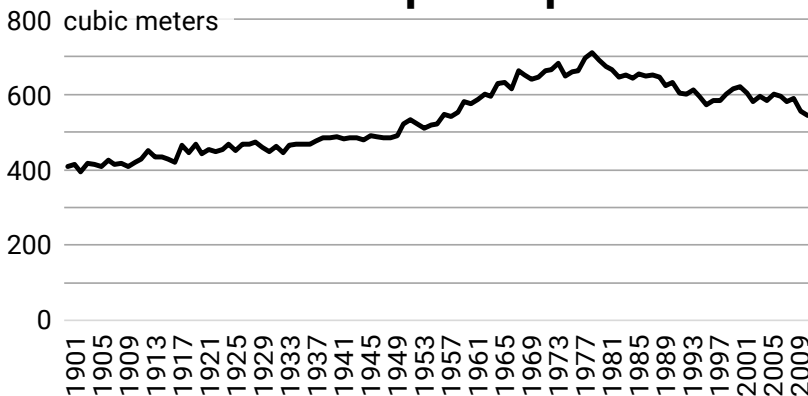
- 1) Our World in Data "Land Use" <https://ourworldindata.org/land-use> Accessed 4/14/2023
- 2) Our World in Data "Population" <https://ourworldindata.org/grapher/population> Accessed 4/14/2023

Data Consumption per Capita - World



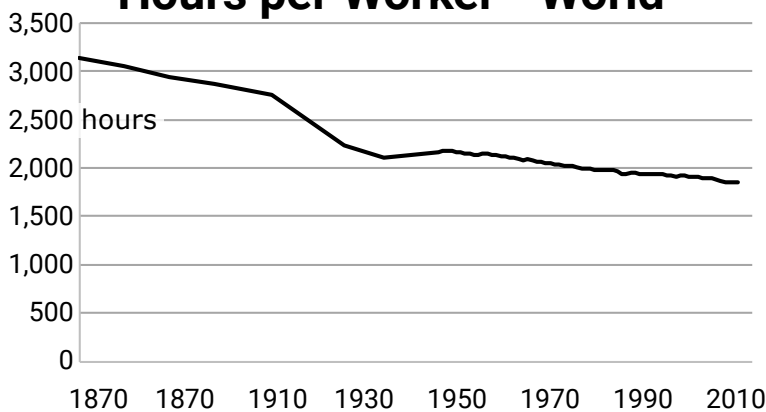
- 1) World Economic Forum "Growth in Data Consumption" <https://www.weforum.org/agenda/2021/08/how-the-pandemic-sparked-a-data-boom/> Accessed 4/14/2023
- 2) PwC "Data Consumption Outlook" https://www.pwc.com/gx/en/industries/tmt/media/outlook/segment-findings.html?WT.mc_id=CT1-PL52-DM2-TR2-LS4-ND30-TTA9-CN_GEMO-2021-segments-two Accessed 4/14/2023
- 3) Our World in Data "Population" <https://ourworldindata.org/grapher/population> Accessed 4/14/2023

Freshwater Use per Capita - World



- 1) Our World in Data "Water Use and Stress" <https://ourworldindata.org/water-use-stress> Accessed 4/14/2023
- 2) Our World in Data "Population" <https://ourworldindata.org/grapher/population> Accessed 4/14/2023

Average Annual Working Hours per Worker - World



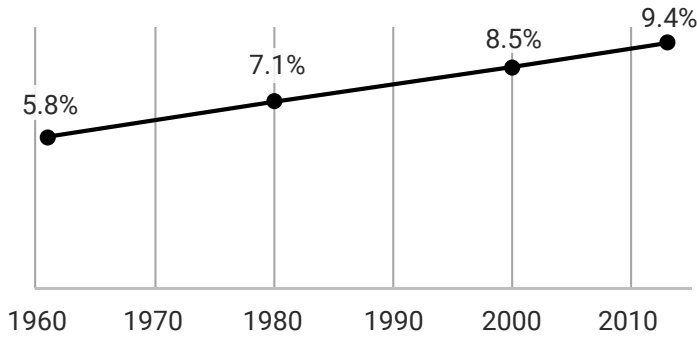
- 1) Our World in Data "Time Use" <https://ourworldindata.org/time-use> Accessed 6/1/2023



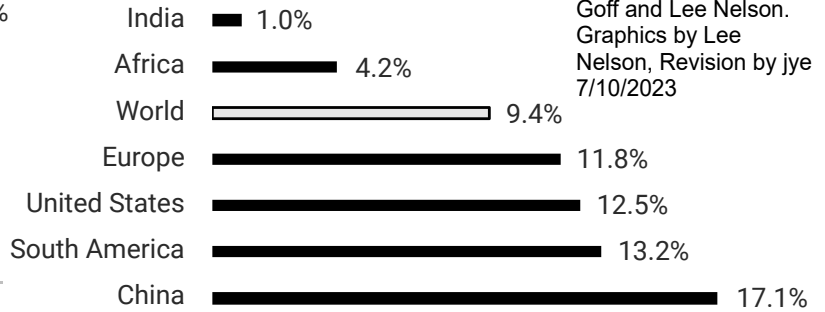
Research by Michael Goff,
 research and graphics by Lee Nelson,
 concept and editing by John van der
 Harst, revision by jye 7-8-2023

Portion of Caloric Intake from Meat

By Year - Worldwide Trend



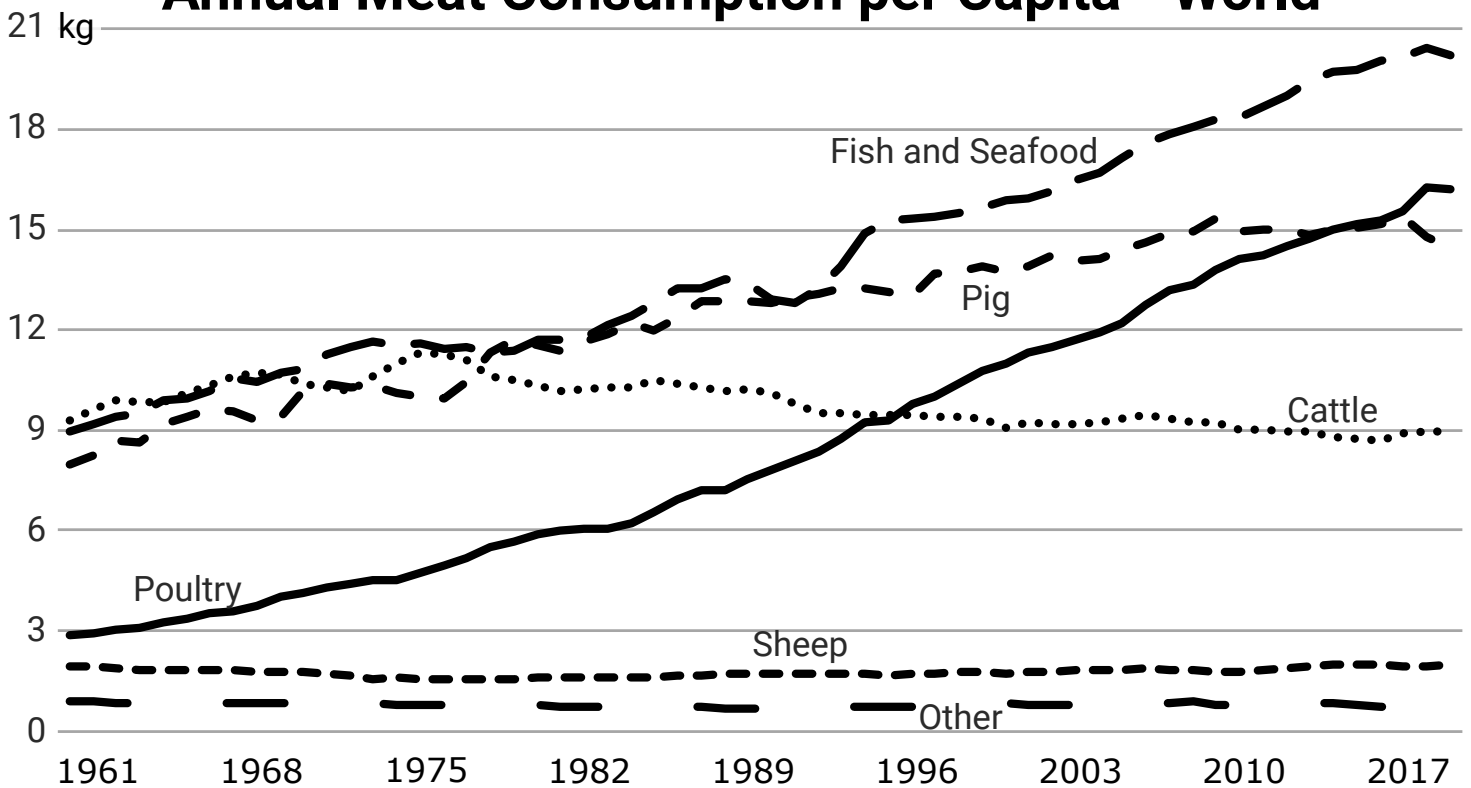
By Region (2013)



Research by Michael Goff and Lee Nelson. Graphics by Lee Nelson, Revision by jye 7/10/2023

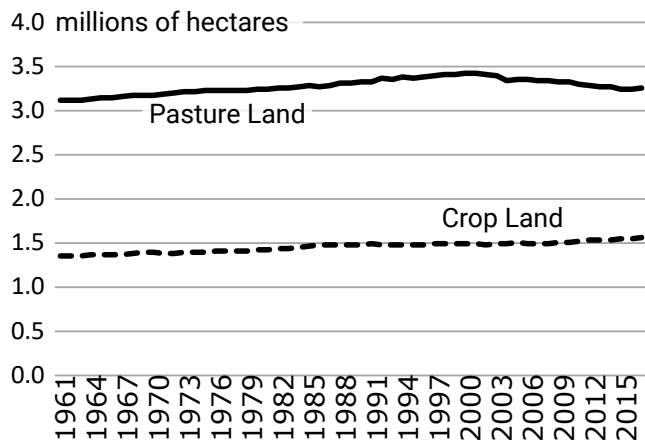
1) Food and Agriculture Organization of the United Nations "FAOSTAT" <https://www.fao.org/faostat/en/#home> Accessed 4/14/2023

Annual Meat Consumption per Capita - World



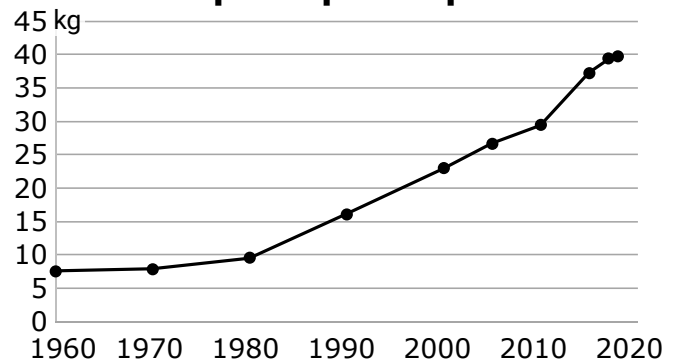
1) Our World in Data "Per Capita Meat Consumption by Type" <https://ourworldindata.org/grapher/per-capita-meat-type> Accessed 6/10/2023

Agriculture Land Use Trends



1) Food and Agriculture Organization of the United Nations "FAOSTAT" <https://www.fao.org/faostat/en/#home> Accessed 4/14/2023

Clothing and Footwear Consumption per Capita - U.S.



1) United States Environmental Protection Agency "Non-durable Goods: Product Specific Data" <https://www.epa.gov/facts-and-figures-about-materials-waste-and-recycling/non-durable-goods-product-specific-data#ClothingandFootwear> Accessed 5/14/2023
 2) USA Facts "Population" <https://usafacts.org/data/topics/people-society/population-and-demographics/population-data/population/> Accessed 5/14/2023